



Glenorchy City Council 2002 election report

Table of contents

- Local Government Elections in Tasmania
- Report on the 2002 Glenorchy City Council Election
- List of Councillors (Aldermen) following the 2002 elections
- Councillor (Aldermen) results
- Mayor and Deputy Mayor results

Local Government Elections in Tasmania

Every second (even) year elections are held in all 29 councils for the positions of mayor and deputy mayor and half the councillor positions. Where required, by-elections are held concurrently for vacancies that have occurred since the last elections.

The Tasmanian Electoral Office (TEO) supervises the conduct of elections in accordance with the *Local Government Act 1993*. Elections by postal ballot have been held in 1994, 1996, 1999 (deferred from 1998), 2000 and 2002, with the next elections due in October 2004.

Since 2000 mayors and deputy mayors are elected directly by the electors in each municipal area.

Candidate information booklets and complete election results for the state are available from the TEO and are posted on the TEO website www.electoral.tas.gov.au.

2002 Election timetable

Notice of election published	Saturday 14 September
Electoral rolls closed	6 pm Thursday 19 September
Nomination period	23 September— 12 noon on 2 October
Nominations closed	12 noon Wednesday 2 October
Nominations announced & draw for ballot paper positions	12 noon Thursday 3 October
Ballot material delivered to electors	15–18 October
Polling period	15–29 October
Close of poll	10 am Tuesday 29 October

Casual vacancies

Casual vacancies are filled by recount where possible, unless the vacancy occurs within 6 months of a forthcoming election. Only unelected candidates from the relevant election may contest a recount. A candidate elected at a recount serves until the next council election. If a recount is not possible, a by-election is held—with the candidate elected to serve for the remainder of the term of office of the original councillor.

Elector polls

A council may hold an elector poll on any issue it determines. It may also be required to hold an elector poll following petitions from electors in accordance with Part 6 of the Act. A council is not bound by the result of an elector poll.

Electoral system

Voting in Tasmanian local government elections is not compulsory.

Elections for councillor positions are conducted using a system modelled on the Hare-Clark method of proportional representation used in Tasmanian House of Assembly elections.

Mayoral and deputy mayoral elections use a preferential system similar to that used for Tasmanian Legislative Council and Federal House of Representatives elections.

Report on the 2002 Glenorchy City Council Election

Elections were held for the positions of Mayor and Deputy Mayor for 2 year terms and 6 Councillors (Aldermen) for 4 year terms.

31 981 Glenorchy City electors were enrolled for the 2002 elections, comprising 31 502 (98.50%) from the State House of Assembly roll and 479 (1.50%) from the General Manager's roll.

53.90% of Glenorchy City electors returned their ballot papers in comparison with 57.48% statewide.

Candidates at the 2002 elections

Mayor		Councillors (Aldermen)	
JONES, Nigel John	Lutana	DERMODY, Jackie	Glenorchy
LUCAS, Christine	Granton	DUNSBY, Jan	West Moonah
★ MARTIN, Terry*	Glenorchy	★ JONES, Nigel John	Lutana
MAV, Steve	Moonah	★ LUCAS, Christine*	Granton
		★ MARTIN, Terry*	Glenorchy
		★ NIELSEN, Haydyn	Rosetta
		PEARCE, David*	Glenorchy
		SHARMA, Awadhesh	Moonah
Deputy Mayor		★ SLADE, Ben	Berriedale
GUY, Mary	Glenorchy	★ TAYLOR, Adriana*	Collinsvale
★ SLADE, Stuart*	Berriedale	VERVAART, Bob	Glenorchy
TAYLOR, Adriana	Collinsvale		

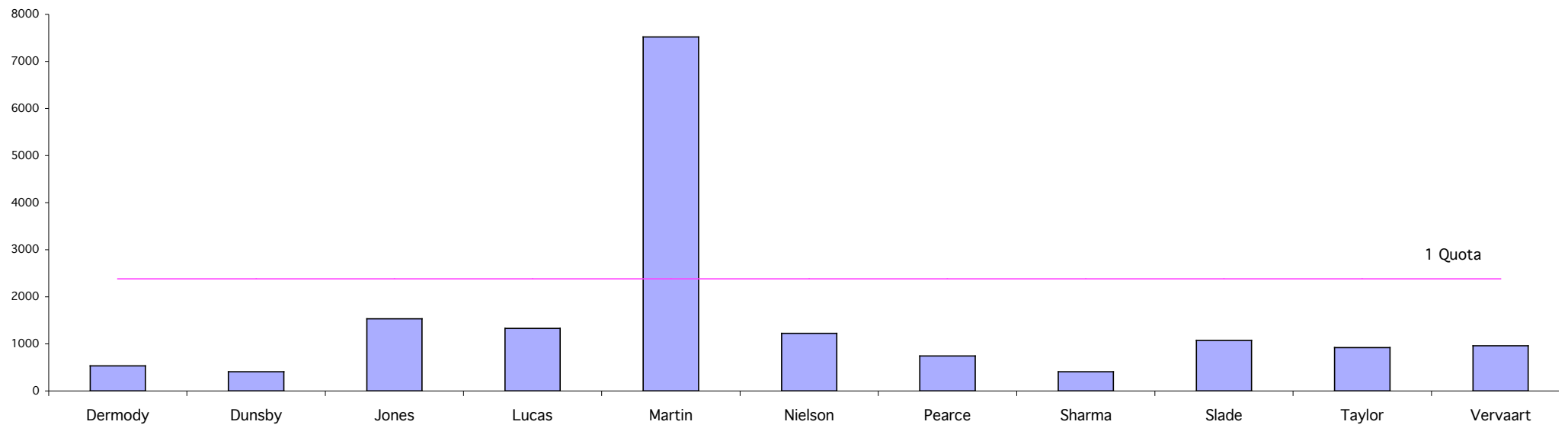
★ denotes elected candidate

* denotes seeking re-election

Glenorchy City Councillors following the 2002 elections

Mayor	12 Councillors (Aldermen)	
<i>term ends 2002</i>	<i>term ends 2006</i>	<i>term ends 2004</i>
MARTIN Terry	MARTIN Terry	SLADE Stuart
Deputy Mayor	LUCAS Christine	RIDLER Peter William
<i>term ends 2002</i>	TAYLOR Adriana	MANSON Jim
SLADE Stuart	NIELSEN Haydyn	MAV Steve
	JONES Nigel John	GUY Mary
	SLADE Ben	MAGINNIS Jacquie

Glenorchy City Councillor 2002 First Preferences



Glenorchy City Council

Polling closed at 10am 29th October 2002

Number to be elected: 6

Returning Officer: Mr Peter Weldon

Electors enrolled: 31981

Declarations returned: 17237

Response: 53.90%

Declarations rejected: 187

Declarations admitted: 17050

Rejection rate: 1.08%

Ballot paper adjustment: 21

Total ballot papers: 17029

Formal Votes: 16650

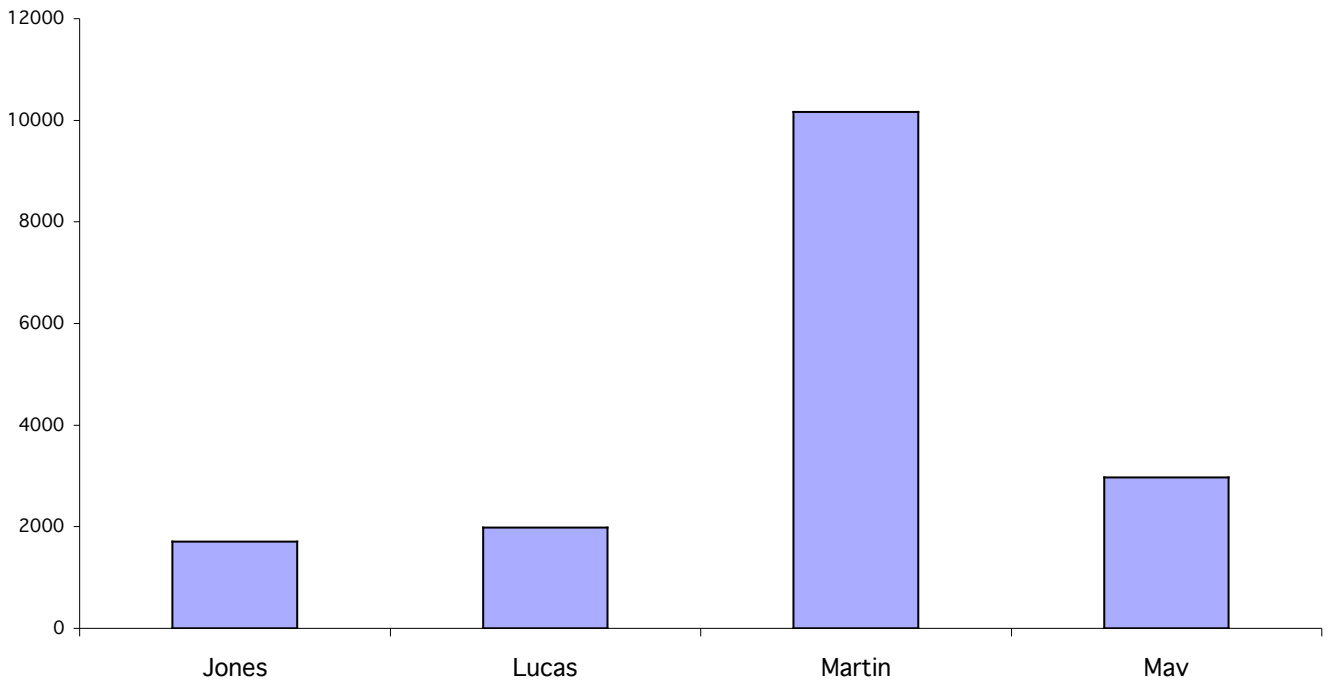
Informal ballot papers: 379

Informality rate: 2.23%

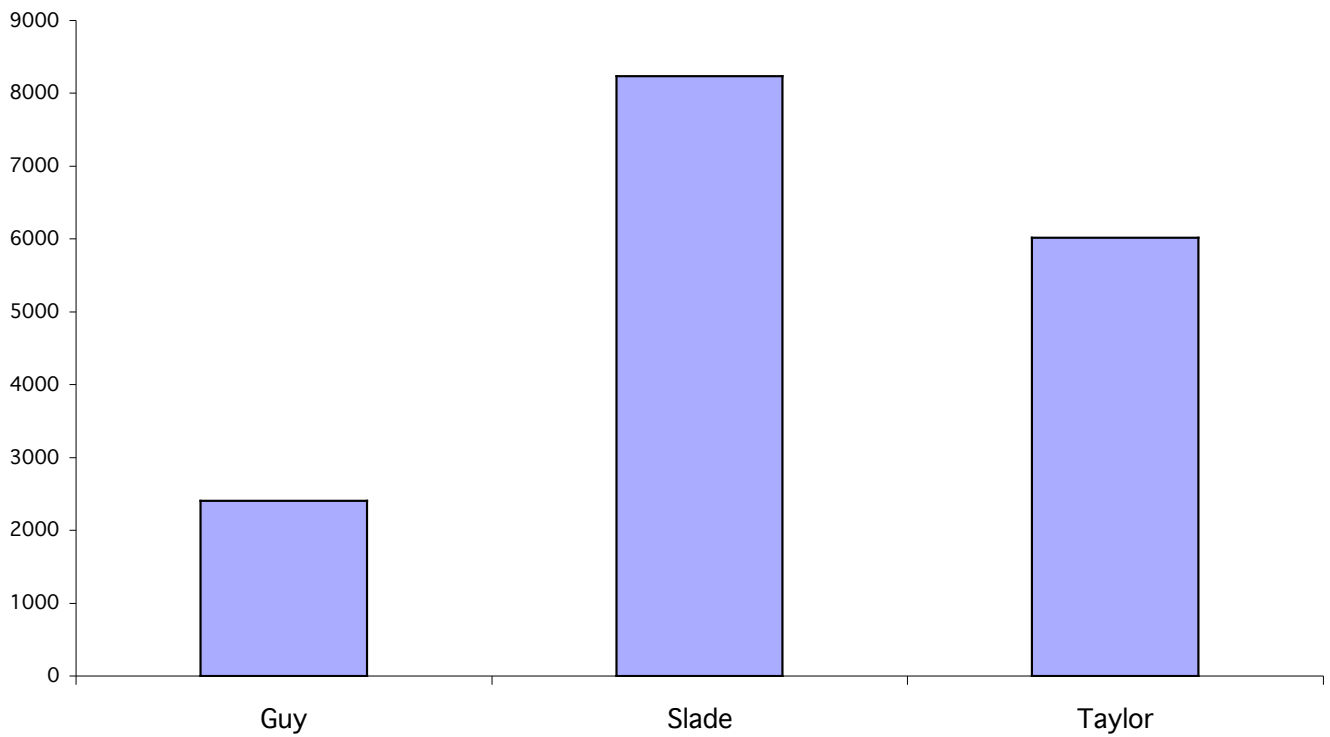
Quota= 2379

		Candidates											Exhausted	Loss (Gain) by fraction	Total Votes	Remarks
		Dermody	Dunsby	Jones	Lucas	Martin	Nielson	Pearce	Sharma	Slade	Taylor	Vervaart				
Count 1	Total	531.00	407.00	1530.00	1326.00	7523.00	1222.00	746.00	410.00	1075.00	922.00	958.00	0.00	0.00	16650	Martin elected 1
Count 2	Votes transferred	270.77	125.12	471.80	805.47	-5144.00	786.33	624.96	127.18	603.08	1131.63	197.60	0.00	0.06		Martin's surplus distributed
Count 3 to 4	Progress totals	801.77	532.12	2001.80	2131.47	2379.00	2008.33	1370.96	537.18	1678.08	2053.63	1155.60	0.00	0.06	16650	Dunsby excluded
	Votes transferred	70.88	-532.12	45.57	130.44		50.99	48.35	23.15	44.15	90.14	28.41	0.00	0.04		Dunsby's votes distributed
Count 5 to 6	Progress totals	872.65	0.00	2047.37	2261.91	2379.00	2059.32	1419.31	560.33	1722.23	2143.77	1184.01	0.00	0.10	16650	Dunsby fully excluded, Sharma excluded
	Votes transferred	44.30		51.52	100.82		64.25	78.46	-560.33	93.97	77.41	49.57	0.00	0.03		Sharma's votes distributed
Count 7	Progress totals	916.95		2098.89	2362.73	2379.00	2123.57	1497.77	0.00	1816.20	2221.18	1233.58	0.00	0.13	16650	Sharma fully excluded, Dermody excluded
	Votes transferred	-625.00		77.00	141.00		90.00	61.00		66.00	159.00	31.00	0.00	0.00		Dermody's votes distributed
Count 8	Progress totals	291.95		2175.89	2503.73	2379.00	2213.57	1558.77		1882.20	2380.18	1264.58	0.00	0.13	16650	Lucas elected 2, Taylor elected 3 , Dermody partially excluded
	Votes transferred	-291.95		38.29			89.57	90.94		41.70		28.71	2.73	0.01		Dermody's votes distributed
Count 9	Progress totals	0.00		2214.18	2503.73	2379.00	2303.14	1649.71		1923.90	2380.18	1293.29	2.73	0.14	16650	Dermody fully excluded
	Votes transferred			29.19	-124.73		19.46	31.84		23.88		18.57	1.76	0.03		Lucas' surplus distributed
Count 10	Progress totals			2243.37	2379.00	2379.00	2322.60	1681.55		1947.78	2380.18	1311.86	4.49	0.17	16650	
	Votes transferred			0.11			0.25	0.29		0.28	-1.18	0.21	0.00	0.04		Taylor's surplus distributed
Count 11	Progress totals			2243.48	2379.00	2379.00	2322.85	1681.84		1948.06	2379.00	1312.07	4.49	0.21	16650	Vervaart excluded
	Votes transferred			325.00			256.00	142.00		325.00		-1054.00	6.00	0.00		Vervaart's votes distributed
Count 12 to 13	Progress totals			2568.48	2379.00	2379.00	2578.85	1823.84		2273.06	2379.00	258.07	10.49	0.21	16650	Nielson elected 4, Jones elected 5 , Vervaart partially excluded
	Votes transferred							110.72		135.14		-257.86	12.01	-0.01		Vervaart's votes distributed
Count 14	Progress totals			2568.48	2379.00	2379.00	2578.85	1934.56		2408.20	2379.00	0.21	22.50	0.20	16650	Slade elected 6 , Vervaart partially excluded

Glenorchy City Mayor 2002 First Preferences



Glenorchy City Deputy Mayor 2002 First Preferences



Glenorchy City Council

Polling closed at 10am 29th October

Returning Officer: Mr Peter Weldon

Declarations admitted: 17050

Ballot paper adjustment: 16

Total ballot papers: 17034

Formal votes: 16831

Informal ballot papers: 203

Informality rate: 1.19%

Mayor

		Candidates				Exhausted Votes	Total Votes	Absolute Majority	Remarks
		Jones	Lucas	Martin	MAY				
Count 1	Total	1707	1983	10168	2973	0	16831	8416	Martin elected

Glenorchy City Council

Polling closed at 10am 29th October

Returning Officer: Mr Peter Weldon

Declarations admitted: 17050

Ballot paper adjustment: 19

Total ballot papers: 17031

Formal votes: 16657

Informal ballot papers: 374

Informality rate: 2.20%

Deputy Mayor

		Candidates			Exhausted Votes	Total Votes	Absolute Majority	Remarks
		Guy	Slade	Taylor				
Count 1	Total	2405	8233	6019		16657	8329	
Count 2	Votes transferred	-2405	829	1266	310			Guy excluded
	Progress totals	0	9062	7285	310	16657	8174	Slade elected